



WBI TACTICAL BP FUND

WBPNX

As of 3/31/2017

FUND INFORMATION

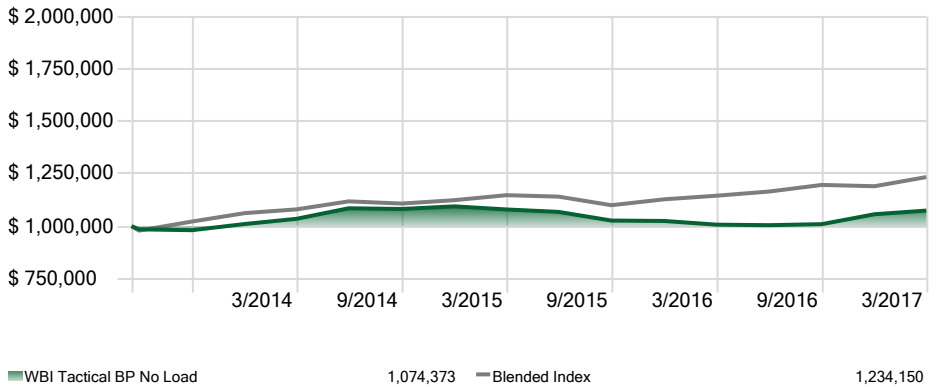
Ticker	WBPNX
Share Class	No Load
CUSIP	00770X832
Inception Date	6/17/2013

MORNINGSTAR RATING™

Morningstar Category	Tactical Allocation
Morningstar Rating Overall	★★★
Rating Date	3/31/2017

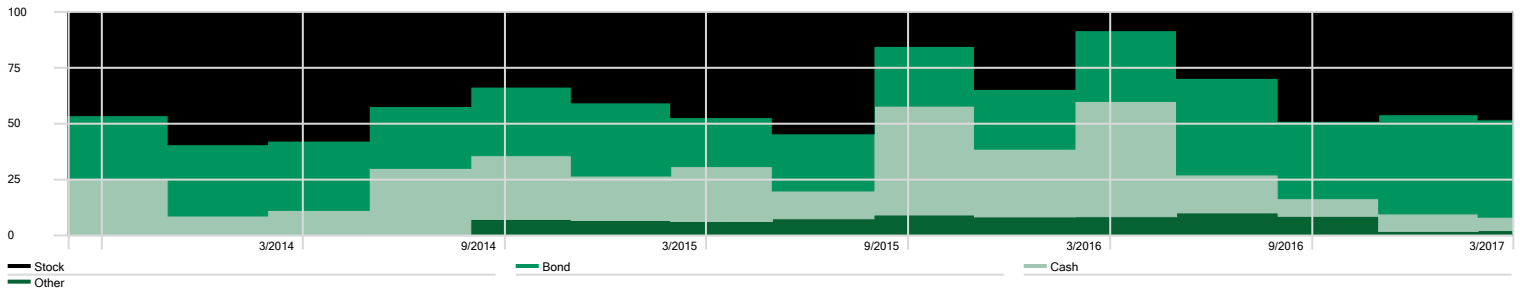
The Morningstar category contains 247 funds. The Overall Morningstar Rating for a fund is derived from a weighted average of the fund's three, five, and ten-year Morningstar Ratings metrics, which are based on risk-adjusted return performance.

INVESTMENT GROWTH (As of 3/31/2017)



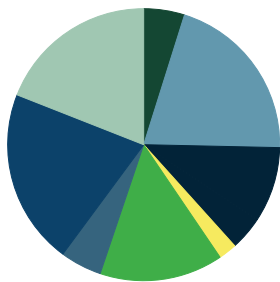
The chart illustrates the performance of a hypothetical \$1,000,000 investment made in the Fund since the Fund's inception (6/17/2013). Assumes reinvestment of dividends and capital gains, but does not reflect the redemption fees. This chart does not imply any future performance.

ASSET ALLOCATION (7/1/2013 to 3/31/2017)



EQUITY SECTORS

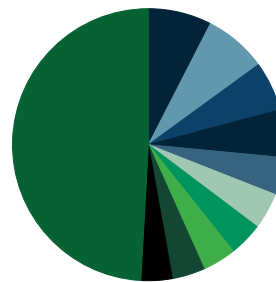
Portfolio Date: 3/31/2017



	%
● Basic Materials	4.85
● Consumer Cyclical	20.49
● Consumer Defensive	8.95
● Communication Services	4.04
● Energy	2.18
● Financial Services	14.68
● Industrials	4.95
● Technology	20.84
● Utilities	19.03

TOP HOLDINGS

Portfolio Date: 3/31/2017



	%
● iShares iBoxx \$ High Yield Corporate Bd	7.53
● SPDR® Blmgb BarclaysST HY Bd ETF	7.45
● Vanguard Interm-Term Corp Bd ETF	5.88
● SPDR® Blmgb Barclays IntmTermCorpBd ETF	5.65
● Invesco Shrt-Trm Inv Treasury Instl	4.45
● Kimberly-Clark Corp	4.32
● Public Service Enterprise Group Inc	4.00
● iShares Agency Bond	4.00
● Texas Instruments Inc	3.89
● Analog Devices Inc	3.71
● Other	49.11

Sector allocations and fund holdings are subject to change at any time and are not recommendations to buy or sell any security.

PERFORMANCE (As of 3/31/2017)

	YTD	1 Year	3 Years	5 Years	Since Inception
WBPNX	1.64%	6.67%	1.25%	—	1.91%
Blended Index	3.65%	7.75%	4.54%	6.27%	5.71%

Expense Ratio: 1.95%. Returns are average annualized total returns, except those for periods of less than one year, which are cumulative. Performance data quoted represents past performance and does not guarantee future results. Investment returns and principal value will fluctuate, and when sold, may be worth more or less than their original cost. Performance current to the most recent month-end may be lower or higher than the performance quoted and can be obtained by calling 855-924-3863. The Fund imposes a 2% redemption fee on shares held for 60 days or less. The performance does not reflect the redemption fee, and if it had, returns would have been lower.

TAME THE BEAR. EMBRACE THE BULL.®

BASIC FACTS

Total Annual Operating Expense	1.95%
SEC Yield	2.09%
Dividend Frequency	Quarterly
Fund Size	\$26,845,802

PORTFOLIO MANAGERS

Gary E. Stroik
Don Schreiber, Jr.

FUND DESCRIPTION

The WBI Tactical BP Fund (Ticker: WBPNX) seeks to provide investors with a wealth-building investment strategy that targets an optimal blend of bear market capital preservation and bull market return. The Fund aims to provide current income and long-term capital appreciation, while seeking to protect capital during unfavorable market periods. WBPNX typically invests in a blend of dividend-paying stocks and fixed income securities. The Fund may also invest in cash or cash equivalents as part of its investment process.

OUR ADVANTAGE

The WBI Tactical BP Fund employs WBI's time-tested investment process. WBI's responsive investment management process is designed to adjust portfolio allocations from being fully invested to maximize return to raising cash in an effort to protect capital as risk increases. We believe that capital preservation in bear markets is far more important to achieving success than chasing higher returns during bull markets.

Mutual fund investing involves risk. Principal loss is possible. Investments in the WBI Tactical BP Fund include risks associated with foreign and emerging market securities, fixed income securities, high-yield securities, small and medium companies, ETFs and ETNs, Options, Mortgage-Backed Securities, MLP, turnover, model, and REIT risks. Investments in absolute return strategies are not intended to outperform stocks and bonds during strong market rallies. The Fund's investment style is to invest in dividend-paying common stocks. See the prospectus for additional information about the risks of investing in the Fund.

The Fund's investment objectives, risks, charges, and expenses must be considered carefully before investing. The statutory and summary prospectuses contain this and other important information about the investment company, and may be obtained by calling 800-772-5810 or visiting www.wbifunds.com. Read them carefully before investing.

The Morningstar Rating™ for funds, or "star rating", is calculated for managed products (including mutual funds, variable annuity and variable life subaccounts, exchange-traded funds, closed-end funds, and separate accounts) with at least a three-year history. Exchange-traded funds and open-ended mutual funds are considered a single population for comparative purposes. It is calculated based on a Morningstar Risk-Adjusted Return measure that accounts for variation in a managed product's monthly excess performance, placing more emphasis on downward variations and rewarding consistent performance. The top 10% of products in each product category receive 5 stars, the next 22.5% receive 4 stars, the next 35% receive 3 stars, the next 22.5% receive 2 stars, and the bottom 10% receive 1 star. The Overall Morningstar Rating™ for a managed product is derived from a weighted average of the performance figures associated with its three-, five-, and 10-year (if applicable) Morningstar Rating™ metrics. The weights are: 100% three-year rating for 36-59 months of total returns, 60% five-year rating/40% three-year rating for 60-119 months of total returns, and 50% 10-year rating/30% five-year rating/20% three-year rating for 120 or more months of total returns. While the 10-year overall star rating formula seems to give the most weight to the 10-year period, the most recent three-year period actually has the greatest impact because it is included in all three rating periods. The Tactical BP Fund was rated 3 stars among 247 funds in the last 3 years. The Morningstar Rating is for the No Load share class only; other classes may have different performance characteristics. © 2017 Morningstar. All Rights Reserved. The information contained herein: (1) is proprietary to Morningstar and/or its content providers; (2) may not be copied or distributed; and (3) is not warranted to be accurate, complete or timely. Neither Morningstar nor its content providers are responsible for any damages or losses arising from any use of this information. Past performance is no guarantee of future results.

Blended Index: 50% MSCI World TR Gross Index/50% Bloomberg Barclays U.S. Aggregate Bond TR Index, rebalanced monthly. **MSCI World TR Gross Index:** captures large and mid-cap representation of 23 developed markets, with 1,653 constituents, covering approximately 85% of free-float capitalization of each country. MSCI makes no express or implied warranties or representations and shall have no liability whatsoever with respect to any MSCI data contained herein. The MSCI data may not be further redistributed or used as a basis for other indexes or any security or financial products. This report is not approved, endorsed, reviewed, or produced by MSCI. None of the MSCI data is intended to constitute investment advice or a recommendation to make (or refrain from making) any kind of investment decision and may not be relied on as such. **Bloomberg Barclays U.S. Aggregate Bond TR Index:** a component of the U.S. Universal Index and covers the USD-denominated, investment-grade, fixed-rate, taxable bond market of SEC-registered securities. It is not possible to invest directly in an index.

WBI is the adviser to the WBI Funds, which are distributed by Quasar Distributors, LLC.

For more information, call 800-772-5810. Visit wbiinvestments.com for a full menu of products and services.

